



FWS-2251

Desktop 4 LAN Ports Network Appliance with Intel® Celeron® J1900 Processor SoC

Front View



Rear View



Features

- Intel® Celeron® J1900 Processor SoC
- 204-pin Dual-channel DDR3L 1333MHz SODIMM x 2, Up to 8 GB
- 10/100/1000Base-TX Ethernet Port x 4
- CompactFlash™ socket x 1
- Mini-Card Slot x 3 (Half Size x 1, Full Size with SIM Socket x 1, USB 2.0 Signal only Full size with Dual SIM Socket x 1)
- Accessible SIM Cover
- RJ-45 console x 1, USB 3.2 Gen 1 x 1
- Supports Antenna up to 6
- RSSI LED x 2



Internal/ Expansion Interface

PCIe slot	—
Mini-PCIe slot	Mini-Card Slot x 3 (Half Size x 1, Full Size with SIM Socket x 1, USB 2.0 Signal only Full size with dual SIM socket x 1)
Keyboard and Mouse	Pin-header
USB	USB 3.2 Gen 1 x 1

Miscellaneous

RTC	Internal RTC
Watchdog Timer	1~255 steps by software programmable
Software Button	GPIO Programmable push button x 1
TPM	Default N/A, optional TPM V1.2 or 2.0
GPIO	—
FAN	Fanless
MTBF (Hours)	85,551
Color	White

Environmental Parameters and Dimension

Power Requirement	12V DC power in connector/ 40W Power adapter x 1, 4-pin DC power out connector for HDD x 1
Operating Temperature	32°F ~ 104°F (0°C ~ 40°C)
Storage Temperature	-4°F ~ 140°F (-20°C ~ 60°C)
Operating Humidity	10%~80% relative humidity, non-condensing
Storage Humidity	10%~80% @40°C, non-condensing
Vibration	0.5 Grms/ 5 ~ 500Hz/ operation (SATA DOM) 1.5 Grms/ 5 ~ 500Hz/ non-operation
Shock	10 G peak acceleration (11 m sec. duration), operation 20 G peak acceleration (11 m sec. duration), non-operation
Dimension (W X D X H)	8.27" x 4.09" x 1.38" (210mm x 104mm x 35mm)

I/O

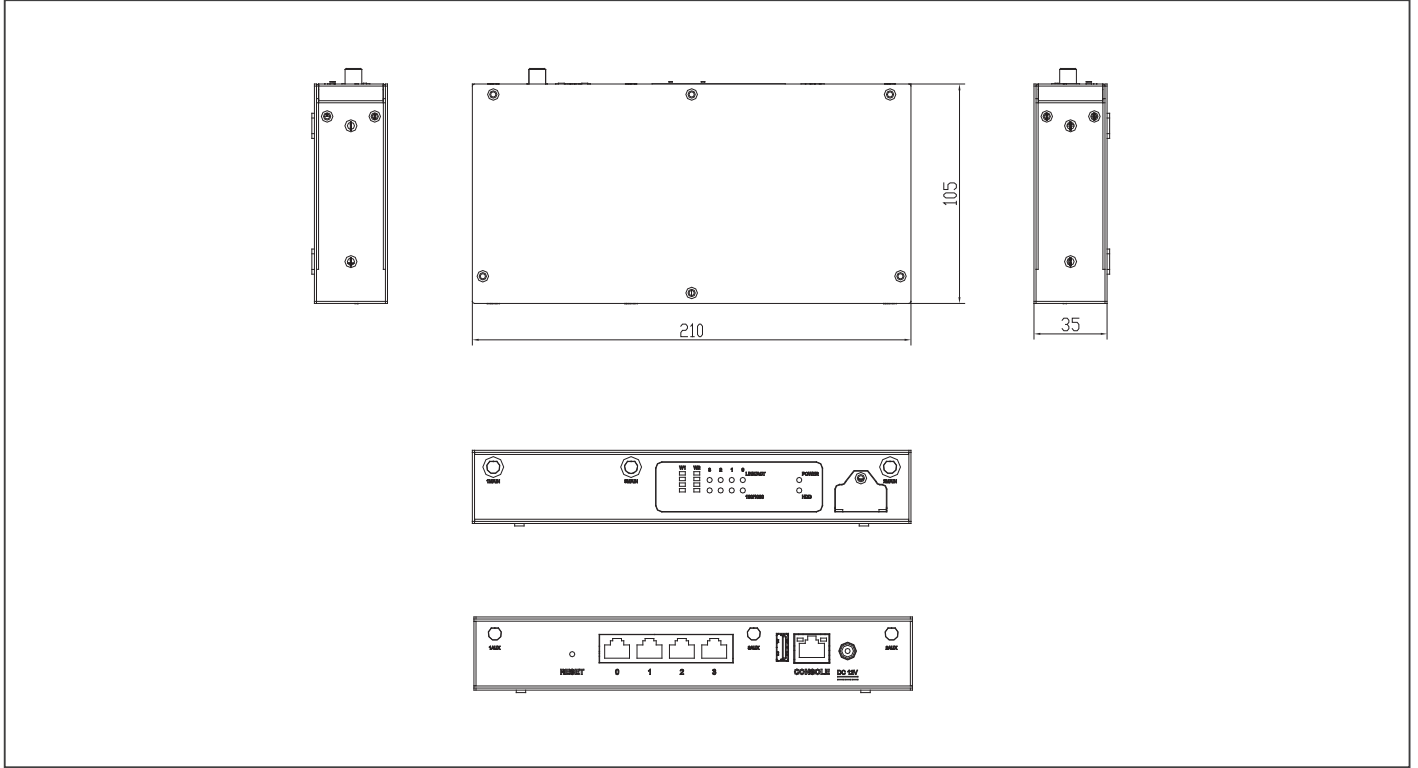
Front Panel	- Power LED x 1 - HDD Active LED x 1 - LAN LED x 8 - RSSI LED x 2 (optional) - Accessible SIM cover x 1
Rear Panel	- 12V DC Power Input x 1 - Power Button x 1 - USB 3.2 Gen 1 x 1 - RJ-45 LAN x 4 - RJ-45 Console x 1 - Software Programmable Button x 1

Specifications

System	
Form Factor	Desktop 4-Port Network Appliance
Processor	Intel® Celeron® J1900 2.0 GHz (Quad Core)
Chipset	—
System Memory	204-pin dual-channel DDR3L 1333/1600MHz SODIMM x 2, up to 8GB
Network	
Ethernet	Intel® i211, Gigabit Ethernet x 4
Bypass	—
Display	
Graphic Controller	Intel® HD Graphics
Connector	Reserved internal VGA pin-header x 1
Storage	
HDDs	Optional SATA2 connector x 1 (SATA DOM Horizontal and no housing type only)
CF/CFast/msATA	CF socket x 1

Dimension

Unit: mm



Ordering Information

Part Number	CPU	Memory	Bypass	Mini-Card Slot	Storage	LAN	USB	Console	System Fan	TPM	Display	Mounting	Power
FWS-2251E4-A10-A10-00	Intel® Celeron® J1900	DDR3L, SODIMM Dual-Channel	—	1 half size, 1 full size with SIM, 1 full size with Dual-SIM (USB 2.0 signal only)	CompactFlash™ socket x 1	4	USB 3.2 Gen 1 x 1	RJ-45 x 1	Fanless	—	—	Desktop	DC

Packing List

- Power Adapter
- FWS-2251

Optional Accessories

- **1700091805**
Console Cable
- **1702031802**
Power Cord, 3P-250V/10A, 180D, 1.8M, USA, YP22/YP12
- **1702031803**
Power Cord, 3P-250V/10A, 180D, 1.8M, VDE, YP22/YP12
- **170203180B**
Power Cord, 3P-250V/10A, 180D, 1.8M, China, YP-03/YC-12
- **170203180E**
Power Cord, 3P-125V/7A, 1.8M, PSE, YP12/YC-12
- **1704150154**
VGA Cable for Debug Only